



Procedo



E-CATALOGUE

FORMAT PRO_XML_CAT_V6

CATALOGUE

XML V6

Implementation

Document ID
CATALOGUE
Version
1.0.3

Date
2020-05-27
Page
Page 2 of 16



REVISION HISTORY

REVISION	DATE	Change
1.0.0	2009-04-22	<ul style="list-style-type: none">• Release of Version 1.0
1.0.1	2010-06-01	<ul style="list-style-type: none">• Added some catalogue fields
1.0.2	2010-12-07	<ul style="list-style-type: none">• Updated the environmental markups in Appendix 1
1.0.3	2011-09-07	<ul style="list-style-type: none">• Updated with new fields.
1.0.4	2017-10-28	<ul style="list-style-type: none">• Updated with new fields.
1.0.5	2017-10-28	<ul style="list-style-type: none">• Updated Attribute name in Appendix 2

Proceedo E-CATALOGUE PRO_XML_CAT_V6

Content:

- 1 Electronic catalogue to Proceedo Market™4**
- 1.1 File format 4
- 1.2 Character Set / Encoding 4
- 1.3 Catalogue [1..1]..... 4
- 1.4 Envelope [0..1]..... 4
- 1.5 CatalogueData [1..1]..... 5
- 1.6 Item [1..n]..... 5
- 1.7 Overview required fields..... 8
- 1.8 QuantityInPrice, OrderMultiple, MinOrder 9
- 1.9 Tiered Pricing..... 9
- 1.10 Images 9
- 1.11 Product sheet10
- 1.12 Dynamical fields (Questions)10
- 1.13 Units10
- 1.14 Categorization10
- 1.15 Search engine in Proceedo10
- 2 Communication options12**
- 2.1 Sending catalogue files to Proceedo 12
- 2.2 Availability 12
- 3 Supplier Center12**
- 3.1 Reviewing agreements..... 12
- 3.2 Post files through EDI..... **Error! Bookmark not defined.**
- 3.3 Review posted files **Error! Bookmark not defined.**
- 3.4 Editing EDI settings..... **Error! Bookmark not defined.**
- 4 Non-disclosure and ownership12**
- 4.1 Agreement 14
- 5 Contact Information15**
- 5.1 Service Desk..... 15
- Appendix 116**

1 Electronic catalogue to Proceedo Market™

1.1 File format

XML. Schema is available at: http://docs.proceedo.net/xml/PRO_XML_CAT_V6.xsd

1.2 Character Set / Encoding

By default we assume all text files are in encoding ISO-8859-1 or windows ANSI. Should be specified in the file.

1.3 Catalogue [1..1]

The root of the catalogue is Catalogue. It has one required attribute to indicate the format of the catalogue.

Position	Req.	Field Type	Max Char.	Comments
@format	R	Enum	14	Specifies the format of the file. Fixed value of PRO_XML_CAT_V6

Example:

```
<Catalogue format="PRO_XML_CAT_V6" xmlns:xsi="http://www.w3.org/2001/XMLSchema-instance"
xsi:noNamespaceSchemaLocation="http://docs.proceedo.net/xml/PRO_XML_CAT_V6.xsd">
...
</Catalogue>
```

1.4 Envelope [0..1]

For automated processing the file format requires an envelope indicating who is sending the file and who it is sent to. Each transmission should be unique.

Position	Req.	Field Type	Max Char.	Comments
Payload	R	Text	255	Transport identification. Unique sequence number for every file transfer from supplier and/or operator. Used for tracking and error handling.
SenderID	R	Text	40	Sender identifier. Identifier of sender of the file. Use EAN (GLN) as first priority else VATNO in the format SExxx01.
ReceiverID	R	Text	40	Receiver identifier. Use Supplier if product information only or to multiple receivers. Use Customer for Price or Combined.

Example:

```
<Envelope>
  <Payload>PAYLOAD</Payload>
  <SenderID>SENDER</SenderID>
  <ReceiverID>RECEIVER</ReceiverID>
</Envelope>
```

1.5 CatalogueData [1..1]

Following the Header is one or more documents. A document is defined as a catalogue containing either only product information, only price information or a combination of product and price. Note, a price only document requires that the product information is already available in the system.

Position	Req.	Field Type	Max Char.	Comments
@supplierID	R	Text	40	Supplier identifier. Identifier of sender of the file. Use EAN (GLN) as first priority else VATNO.
@contractID	R	Text	40	ID of the contract that the prices are applicable for. Contract is unique per supplier.
@updateType	O	Enum	7	Full or Partial. Full indicates it should update matched items, add new and delete all items currently in the system that was not present in the file. Partial leaves the not matched items as is. <i>Defaults to FULL</i>
@nullOverwrite	O	Text	5	FALSE = if a field is empty in the document but there is a match on the item the value currently in the system is kept. TRUE = if a field is empty in the document but there is a match on the item currently in the system the value is set to null. <i>Default is FALSE</i>
@priceListNumber	O	Text	8	Pricelist number. Indicates which version of the pricelist the file is for.
@catalogueType	O	Text	8	Possible values – PRODUCT, PRICE or COMBINED <i>Default COMBINED</i>
@validFrom	O	Text	8	Format YYYYMMDD. Indicates until what date the prices are valid from.
@validTo	O	Text	8	Format YYYYMMDD. Indicates until what date the prices are valid to.

Example:

```
<CatalogueData supplierID="123" contractID="123" updateType="FULL" nullOverwrite="TRUE" catalogueType="COMBINED">
...
</CatalogueData>
```

1.6 Item [1..n]

The catalogue is created with the fields in the below table. The information that is required is marked with 'R'. Reference section 1.7 for required fields depending on CatalogueDate/@catalogueType. The sections of information that is optional is marked with 'O'. 'E' stands for special requirement according to eCommerce supplement. Normally a percentage base is set for these fields. The percentage base setup for a specific agreement can be reviewed in Supplier Center. See [Reviewing agreements](#) for further details.

Catalogue Field	Req.	Field Type	Max Char.	Comments
@action	R	Text	6	Defines row of product line. Fixed value of UPDATE for a product line. DELETE if a product should be deleted from an agreement, in which case only ItemId is required on

CATALOGUE

XML V6 Implementation

Document ID
CATALOGUE
Version

1.0.3

Date
2020-05-27
Page

Page 6 of 16



				that line.
@itemKey	R	Text	40	Value making the item unique. (Normally item number is used)
ItemID	O	Text	40	Item number. <i>Required for @catalogueType PRODUCT and COMBINED</i>
ItemName	O	Text	255	Short description of item. Note that this has to contain a sufficient description of the item. For ex. do not use difficult abbreviations <i>Required for @catalogueType PRODUCT and COMBINED</i>
LongDesc	E	Text	2000	Detailed description of item. Only plain text will be accepted; no formatting is supported
AdditionalDesc	O	Text	500	Additional description of item.
SearchWords	E	Text	500	Search word, synonyms to item, plural/singular versions of word etc.
SubItemOf	O	Text	255	Item can be connected to a main item (either supplier or manufacturer). For ex. this item row is an "Inc cartridge" that fits a printer in this field.
ReplacesItemID	O	Text	255	Item that replaces item number (Supplier's item number). Ex. new item number or replacement item.
ProductName	O	Text	40	Product name, used for grouping of products
ProductID	O	Text	40	Product ID, used of grouping of similar products
Manufacturer	E	Text	40	Manufacturer name.
MfrItemID	E	Text	40	Manufacturer item number
UNSPSC	E	Num	8	Global categorization code. Version shall be 7.0401 (same as 13.1 ECCMA)
ImageURL	E	Text	255	URL to image on the supplier's website. Has to start with http:// (or https://). Link has to be directly to the image and end with ".jpg" or ".gif".
InfoURL	E	Text	255	URL to detailed description on the supplier's website. Has to start with http:// (or https://).
ImageFilename	E	Text	255	Name of physical file. Filenames should not contain any blank spaces. This field replaces ImageURL if images are sent to Visma Proceedo for storage. This requires images to be sent separately to Visma Proceedo for manual upload to our servers.
EnvMarkups	O	Text	100	Codes for presenting names and symbols of different environmental markups. Several markups can be used at the same time with a semicolon as a separator. Example: Z01;Z02;Z03;Z04 For more information on which codes to use see appendix 1.
GTIN	E	Text	20	Item EAN-number.
Risk	O	Text	255	Description of risk associated with the use of the product. For specific categorization refer to customer.
Questions	O	Text	255	This field describes the fields the user at the time of order has to complement the item with. See 2.9 for further details.
ExactNetWeight	O	Text	40	Text describing the exact net weight of the product.
ApproxNetWeight	O	Text	40	Text describing the approximate net weight of the product.
Returnable	O	Text	1	Y or N(Default N). Indicates if the product has a returnable packaging.
ReturnItemID	O	Text	40	ItemID of return product.
ProductVolume	O	Text	40	Text describing the volume of the product.
ProductHeight	O	Text	40	Text describing the height of the product.
ProductWidth	O	Text	40	Text describing the width of the product.

CATALOGUE

XML V6 Implementation

Document ID
CATALOGUE
Version

Date
2020-05-27
Page



1.0.3

Page 7 of 16

ProductDepth	O	Text	40	Text describing the depth of the product.
MaxStorageTemp	O	Float	6,2	Maximum temperature the product may be stored in(Celsius).
MinStorageTemp	O	Float	6,2	Minimum temperature the product may be stored in(Celsius).
UnbrokenColdChain	O	Text	1	Y or N(Default N). Indicates if the product may never leave cold storage.
MaxStorageHumidity	O	Float	6,2	Maximum humidity percentage the product may be stored in.
MinStorageHumidity	O	Float	6,2	Minimum humidity percentage the product may be stored in.
Unit	O	Text	10	Unit for price, ex. 100 SEK / 500 sheets (Ex. each, sheet, kg). <i>Required for @catalogueType PRICE and COMBINED</i>
InnerUnit	O	Text	10	Inner unit type. For ex. an article sold as #Unit = carton. This carton may contain 10 bags .
QuantityInUnit	O	Float	5,2	Number of inner units in a sales pack (#Unit). For ex. an article sold as #Unit = carton. This carton may contain 10 bags.
PackagingCode	R	Text	1	Code that marks if product is ordered in exact quantity/volume or if delivered volume may differ from ordered volume. For ex. when ordering 10kg of meat the delivery may be 10.3 kg and therefore invoiced price may differ from ordered total price. F = Fixed; V = Variable. <i>Defaults to F if not present</i>
QuantityInPrice	O	Float	5,2	Number of units included in the price. This is separated from 1 only if the price is not equal to the lowest number of sellable units (#Unit). <i>Defaulted to 1</i>
VAT	O	Integer	2	VAT in percentage <i>Defaulted from setting on agreement if not present</i>
OrderMultiple	R	Float	5,2	Product is sold in this multiple of units (#Unit). Can be used to clarify that for example paper is sold only in reams of 500 sheets i.e. Only 500, 1,000, 1,500, 2,000 and so on. Normally this value is equal to "1" i.e. you can order 1, 2, 3 ... items. <i>Defaulted to 1</i>
ETA	O	Integer	2	Delivery time. Given in number of days. <i>Defaulted from the agreement setup if not present</i>
ETAText	O	Text	30	Comments regarding delivery time can be specified instead of number of days.
Priority	E	Integer	2	Flag for contract product that is part of the base assortment. 10 = base assortment, 20 = other assortment.
PresentationCode	R	Text	1	Can be used to indicate that a product is an advertised item or new product. A = advertised; N = Normal. <i>Defaults to N if not present</i>
ComparePrice	O	Float	13,2	Comparison price. For ex. price per kg.
CompareUnit	O	Text	10	Unit for price comparison
CompareQuantityInPrice	O	Float	5,2	Number of units in the price.
Price	O	Float	13,2	Net price, tax excluded. Price for X number of units where X = #QuantityInPrice. "Thousand" separator is not allowed. <i>Required for @catalogueType PRICE and COMBINED</i>
MinOrder	R	Float	5,2	Smallest number of units that has to be ordered. Can be used to clarify for example that even though paper is sold in reams of 500 the customer has to order at least 2,500. If there is no limit the value is 1. <i>Defaulted to 1</i>
Tier2Price	O	Float	5,2	Tiered pricing. Reference Section Tiered Pricing
Tier2Qty	O	Float	5,2	
Tier3Price	O	Float	5,2	

Tier3Qty	O	Float	5,2	
Tier4Price	O	Float	5,2	
Tier4Qty	O	Float	5,2	
Orderable	O	Text	1	Y or N(Default Y). Indicates if the product is possible to order.
Available	O	Text	1	Y or N(Default Y). Indicates if the product is available for purchase.
AvailableFrom	O	Text	8	Format YYYYMMDD. Indicates from which date the product is available for purchase.
AvailableTo	O	Text	8	Format YYYYMMDD. Indicates from which date the product no longer is available for purchase.
ValidFromDate	O	Text	8	Format YYYYMMDD. Indicates from what date the price is valid.
ValidToDate	O	Text	8	Format YYYYMMDD. Indicates to which date the price is valid.
PriceType	O	Text	15	Possible values – CONTRACT, LIST, CONTRACTCURRENT, LISTREBATED
InStock	O	Text	1	Y or N(Default Y). Indicates if the product is currently in stock.
ExactNetWeight	O	Text	40	Text describing the exact net weight of the product.
ApproxNetWeight	O	Text	40	Text describing the approximate net weight of the product.
Returnable	O	Text	1	Y or N(Default N). Indicates if the product has a returnable packaging.
ReturnItemID	O	Text	40	ItemID of return product.
ProductVolume	O	Text	40	Text describing the volume of the product.
ProductHeight	O	Text	40	Text describing the height of the product.
ProductWidth	O	Text	40	Text describing the width of the product.
ProductDepth	O	Text	40	Text describing the depth of the product.
MaxStorageTemp	O	Float	6,2	Maximum temperature the product may be stored in(Celsius).
MinStorageTemp	O	Float	6,2	Minimum temperature the product may be stored in(Celsius).
UnBrokenColdChain	O	Text	1	Y or N(Default N). Indicates if the product may never leave cold storage.
MaxStorageHumidity	O	Float	6,2	Maximum humidity percentage the product may be stored in.
MinStorageHumidity	O	Float	6,2	Minimum humidity percentage the product may be stored in.
Risk	O	Text	100	Text describing the risk associated with the product.
ArticleAttributes	O	Text	550	For more information information about the attributes that are supported see appendix 2

1.7 Overview required fields

Fields requirement per catalogue type product only, price only and combined:

Field	Product	Price	Combined
@action	R	R	R
@itemKey	R	R	R
ItemID	R		R
ItemName	R		R
Unit		R	R
VAT		R	R
Price		R	R

1.8 QuantityInPrice, OrderMultiple, MinOrder

Clarification and examples of price list field:

@itemKey	ItemID	Price	Unit	QuantityInPrice	OrderMultiple	MinOrder
1001	100	10	Box	1	1	1
1002	102	200	Sheet	1000	500	500
1003	103	0,2	Sheet	1	1	2500
1004	104	200	Sheet	1	500	2500

The first example shows how a 10 SEK item that is sold and can be ordered a box shall be entered into the accounts. There is one unit in the price (QuantityInPrice = 1) and item is sold per each (Unit = Each) (OrderMultiple = 1) and it is possible to order the item per each (MinOrder = 1).

The second example shows how a pack of paper can be entered into the accounts. Price is 200 SEK for 1000 sheets (QuantityInPrice = 1000). Sheets are ordered in reams of 500 (OrderMultiple = 500) and the order minimum is one ream (MinOrder = 500). Since the price is 200 SEK/1000 sheets and the minimum order is 500 sheets the price for these are 100 SEK.

The third example shows how sheets can be entered in to the accounts as price/sheet. The last example is the same as number 2 with the difference that QuantityInPrice = 1.

Note that if an item shall be ordered with decimals this is solved using Ordermultiple:

- 0.1 if it should be a tenth
- 0.01 if it should be a hundredth

Of course you can specify 0.5 as order multiple if the item can be ordered in half units. Note that the ItemKey has to be unique but the same ItemID can be used on multiple rows.

1.9 Tiered Pricing

Tiered pricing is supported up to 4 levels. The first level is defined in price and MinOrder and the 2nd through 4th level are defined in TierXPrice and TierXQty. Ex:

ItemID	Price	MinOrder	Tier2Price	Tier2Qty	Tier3Price	Tier3Qty	Tier4Price	Tier4Qty
100	10	1	8	10	6	20	4	30
101	1000	10	900	50	800	100		
102	50	1	45	100				
103	200	1						

ItemID 100: If user orders 1-9 units the price is 10/unit, user order 10-19 units the price is 8/unit, 20-29 units the price is 6/unit, 30 or above the price is 4/unit.

ItemID 101: If user orders 10-49 units the price is 1000 per unit, 50-99 units the price is 900 per unit, 100 units or more the price is 800/unit.

ItemID 102: If user orders 1-99 units the price is 50/unit. 100 or above it is 45 per unit

ItemID 103: No tiers, price is 200 regardless of number of units ordered

1.10 Images

Images shall be given as a link (URL) to the supplier or manufacturer's website. Images has to be "Internet adapted", ie. of type ".gif" or ".jpg". Filenames should not contain any blank spaces.

Visma Proceedo has the space to present an image of dimensions: Width = 240 pixels, Height = 300 pixels. If the image exceeds these dimensions a scroll bar will be added around the image in the application.

1.11 Product sheet

Product sheet shall be specified as a link (URL) to the supplier or manufacturer's website. Product sheet shall be in .pdf or .html format. Visma Proceedo prefers that the links are strictly product sheets i.e. the customer should not be presented with any form of ordering opportunity on these pages.

1.12 Dynamical fields (Questions)

Structured questions can be added to a product that the person ordering may or have to answer when the product is added to the shopping basket. If the item choice requires additional information such as color, size, nametag – and size are a required field the following string is specified:

Color:Size[*];Nametag; (Color[];Size[*];Nametag[]; works as well)

[*] indicates that the question/field is required
; separates questions/fields. Note that the entire string has to end with ;

1.13 Units

Each customer has the possibility to decide what units shall be used in Visma Proceedo. Depending upon the choice units are normalized to achieve a clear-cut application. The following customer choices are available:

1. Use the suppliers unit set (no normalization)
2. Normalize units according to customer unique table
3. Normalize units according to Visma Proceedo standard table

In each case suppliers do not have to change their assortment units unless something else is agreed upon.

1.14 Categorization

The catalogue shall be categorized according to UNSPSC code (United Nations Standard Product and Service Codes) version 7.0401 (same as ECCMA version 13.1). This is done to create a unified search tree and for the customer to get automatic matches of ordered products to their chart of accounts. Proceedo offers assistance if you have a need for categorization help. Information regarding UNSPSC and search engine is available at <http://www.unspsc.org>. A Swedish version is available at www.gs1.se

1.15 Search engine in Proceedo

Visma Proceedo has designed a search engine to simplify for the users to find the products. The search does not distinguish between upper and lowercase letters. One word is defined by spaces except the first and last word. Each word in the search string results in a search word, along with the entire phrase (i.e. if additional words are used in the search) ends up being a search word. In a search for "The art of war" the search will be done on "the", "art", "of", "war" and "the art of war".

The search engine has the support of an advanced search algorithm that presents the products in a descending point order. Points are given so that the highest level always grants twice as many points as the next level. A match higher up in the hierarchy always wins over matches in lower levels, even if there are several fields that contain the current search word. Multiple hits on the

same word in the same field do not give more points. Multiple hits on different words in the same field grants more points.

Level	Points	Catalogue Field	Comments
1	2048	ItemID	Match on item number
2	1024	ProductName och ItemName	Match on entire word
3	512	Searchwords	Match on entire word
4	256	ProductName och ItemName	Match on partial word
5	128	Manufacture och MfrItemID	Match on entire word
6	64	Searchwords	Match on partial word
7	32	LongDesc,AddDesc and Risk	Match on entire word
8	16	LongDesc,AddDesc and Risk	Match on partial word
9	8	ProductID and ItemID	Match on the beginning of the item number
10	4	ProductID and ItemID	Match on partial item number
11	2	Manufacture and MfrItemID	Match on partial word
12	1	Priority	If the same point base assortment are shown on top

2 Communication options

2.1 *Sending catalogue files to Proceedo*

You can send the catalogue files to Visma Proceedo in the following ways:

- *Supplier Center.* URL is **<https://www.proceedo.net/suppliercenter/>** Login and post catalogues. A username and password is required and is provided to you by Visma Proceedo. Using the manual post let you choose the parameters in the header
- *Proceedo's FTP-server.* You add the files to Proceedo's S/FTP-server (**<ftp.proceedo.net>**) using the username and password. Proceedo checks and gets new files for import to the market place. You can your self use choice between encrypted transmission by using SFTP (SSH FTP) on port 223 or regular FTP via port 21. This option requires the file contain an envelope.


2.2 *Availability*



Catalogues processed without errors are available the following day within Visma Proceedo. If the customer has required approval of catalogue updates the update is available the day following the customer's approval.

3 Supplier Center

3.1 *Reviewing agreements*

1. Login to Supplier Center with your assigned username and password.
2. Select Catalogue

 **Proceedo Leverantörsportal**

Katalog Administration Kataloghistorik

[Hem](#)
[Fakturer](#)
[Order](#)
[EDI](#)
[Kunder](#)
[Katalog](#)

Posta kataloger till Proceedos marknadsplats

Här kan ni som leverantör posta produkt- och prisfiler till dina kunder på Proceedos marknadsplats. När filerna postas in kommer de att automatiskt läsas in i Proceedos importprogram och valideras för att sedan omvandlas till en produktkatalog på Proceedos marknadsplats. Det är viktigt att formatet på filerna är enligt överenskommelse med Proceedo för att hanteringen ska fungera.

Leverantör:
Proceedo Exempkatalog ▼

Katalogtyp:
Kombinerad ▼

Avtal:
Proceedo exempelkatalog ▼

Avtals-ID:
Avtalsnamn: Proceedo exempelkatalog
Valuta: SEK
Leveranstid om inget annat anges i katalogen: 0 arbetsdagar
Leveranskommentar om inget annat anges i katalogen:
Uppdateringsfrekvens: Ej regelbundet
Avtalat krav på andel artiklar med UNSPSC: 100
Avtalat krav på andel artiklar med utförlig beskrivning: 100
Avtalat krav på andel artiklar med sökord: 100
Avtalat krav på andel artiklar med specificerad tillverkare: 100
Avtalat krav på andel artiklar med bild: 100
Bild som bildlänk (URL) eller bildfiler på www.proceedo.net (fysiska bilder på proceedo server kräver särskild överenskommelse med Visma proceedo): Y

Importtyp:
 Full - Lägg till nya artiklar, updatera matchande artiklar och ta bort artiklar som inte finns i den postade katalogen.
 Partiell - Lägg till nya artiklar, updatera matchande artiklar och behåll artiklar som inte finns i den postade katalogen.

Prislistennummer:

Giltig från (ÅÅÅÅ-MM-DD):

Giltig till (ÅÅÅÅ-MM-DD):

Katalogfilformat:
PRO_FF_CAT_V6 ▼

Katalogfil:
 Ingen fil har valts

When you manually post catalogue files using Supplier Center you have the option to manually set the import parameters in where you can also review the agreements currently setup. The parameters are:

- **Supplier** – This drop-down list defines which companies you are allowed to post catalogues for
- **Catalogue type** – Defines the type of data in the file. Possible values:
 - Combined
 - Product
 - Price
- **Agreement** – lists all agreements currently setup for the supplier you have selected in the above Supplier drop-down. Once agreement is selected the parameter set for that agreement is listed.
- **Import Type** – defines what should happen with non-matched product prices. Possible values:
 - Full – inserts new, updates existing and deletes products already processed in the application that has no match in the new file
 - Partiell – inserts new, updates existing and leaves products inside the application alone

- **Catalogue File Format** – Visma Proceedo support several formats for manual posting. The format described in this specification is PRO_FF_CAT_V6. For information on other formats available please contact Visma Proceedo.

3. Once parameters are set (or you de-select the checkbox for manually setting the parameters) Browse to the location on your computer where the catalogue file is located and select the file.

4. Click Send

3.2 Post files through EDI

When using the V6 format and the header parameters are set correctly you can also post the files using EDI – Post File.

3.3 Review posted files

Once a file is posted you can review the result from menu EDI – Communications. It may take a few minutes before the file is processed. Click Search until you see your posted file in the result list. Click Show to review the result. If the status is other than OK you will also be able to view the error list in MS Excel format for easier review.

3.4 Editing EDI settings

You can review the EDI settings currently associated with your account by selecting EDI – Settings. Under the Setting section you will see the identifiers and email address for communications currently setup. It will also list the communication methods currently setup for the account. Identifiers and email address can be edited. Select Change, make changes and proceed. Ensure that you click through each step and click Save on the last step to ensure all settings are saved properly.

Acknowledgement messages are available upon request. Contact Visma Proceedo for further information.

4 Non-disclosure and ownership

4.1 Agreement

Visma Proceedo has in its agreement with the customer a non-disclosure regarding all supplier information that can determine to be of sensitive nature, for ex. prices and assortment limitations. Visma Proceedo does not take any ownership of information but rather it is the obligation of the supplier that the information is correct and current. Visma Proceedo owns the rights to of Visma Proceedo refined catalogue data such as UNSPSC categorization.

Visma Proceedo has the right to disclose that you are a supplier in Visma Proceedo to others and potential customers.

5 Contact Information

5.1 Service Desk

Visma Proceedo's Servicedesk accepts questions and delegates information and issues to the appropriate person within the company. Do not hesitate to contact us if anything is unclear regarding the material in this document, or if you want to know more related to electronic procurement solutions in general.

Phone: +46 (0)8-522 930 30

servicedesk.proceedo@visma.com

CATALOGUE

XML V6







Implementation

Document ID
CATALOGUE
 Version
1.0.3

Date
 2020-05-27
 Page
 Page 16 of 16



Appendix 1

Name	Symbol	Code
Good eco-choice/Falcon		Z01
Nordic swan		Z02
EU eco label		Z03
KRAV		Z04
Swedish 'Nyckelhål'		Z05
Fairtrade		Z15
GMO marked		Z18
EU organic		Z38
MSC marked fish		Z40
Rainforest Alliance certified		Z49
Swedish Seal of Quality		Z50
FSC, Forest Stewardship Council		Z51
TCO certified		Q02
Other environment markups		Q01

Appendix 2

Attribute name	Category
ALLOWED_SINGLE_DOSAGE	PHARMACEUTICAL
ANTIMIKROBIELL_FREE	MEDICAL SUPPLY
ASTMA_ALLERGI_REKOMMENDERAD	NUTRITION
ATC_CODE	PHARMACEUTICAL
ATC_DESC	PHARMACEUTICAL
BATCHINBARCODE	GENERAL
BEST_BEFORE_IN_BARCODE	GENERAL
BLUE_ANGEL	ENVIRONMENTAL
BRAND	GENERAL
CONTAINS_LATEX	MEDICAL SUPPLY
CONTAINS_OTHER_SILVER_ANTIMIKROBIELL	MEDICAL SUPPLY
CONTAINS_SILVER	MEDICAL SUPPLY
CONTAINS_SINGLE_DOSAGE	PHARMACEUTICAL
EAN_PALLET_LABEL	GENERAL
EGGFREE	NUTRITION
EGGPROTEINFREE	NUTRITION
EUECOLABEL	ENVIRONMENTAL
EU_ECOLOGIC	ENVIRONMENTAL
EXTEMPORE	PHARMACEUTICAL
EXTEMPORE_CYTOSTATIKA	PHARMACEUTICAL
EXTEMPORE_NON_STERILE	PHARMACEUTICAL
EXTEMPORE_STERILE	PHARMACEUTICAL
EXTEMPORE_STOCK_FORMULATION	PHARMACEUTICAL
FAIRTRADE	ENVIRONMENTAL
FALKEN	ENVIRONMENTAL
FENYLANALINFATTIG	NUTRITION
FISH_FREE	NUTRITION
FSC	ENVIRONMENTAL
GLASET_OCH_GAFFELN	ENVIRONMENTAL
GLUTENFRI	NUTRITION
GMO	NUTRITION
HIGH_GRADE_PURE_MEDICAL_SUPPLY	MEDICAL SUPPLY
INDUSTRIAL_ALCOHOL	PHARMACEUTICAL
KRAV	ENVIRONMENTAL
LABEL_STORE_PACKED	GENERAL
LACTASE	NUTRITION
LAKTOSFRI	NUTRITION
LAKTOSREDUCERAD	NUTRITION

CATALOGUE

XML V6 Implementation

Document ID

CATALOGUE

Version

1.0.3

Date

2020-05-27

Page

Page 18 of 16



LATEX_FREE_MEDICAL_SUPPLY	MEDICAL SUPPLY
LICENCE_PREPARATION	PHARMACEUTICAL
LIGHTPRODUCT	NUTRITION
MILKFREE	NUTRITION
MILPROTEINFREE	NUTRITION
MSC_MARKED_FISH	ENVIRONMENTAL
NARCOTICS_CLASS_II	PHARMACEUTICAL
NARCOTICS_CLASS_III	PHARMACEUTICAL
NARCOTICS_CLASS_IV	PHARMACEUTICAL
NARCOTICS_CLASS_V	PHARMACEUTICAL
NATURAL_GLUTENFREE	NUTRITION
NPL_PACKID	PHARMACEUTICAL
NYCKELHAL	NUTRITION
ORIGIN_COUNTRY	GENERAL
OTHER_MARKING	GENERAL
PACKAGESIZEDDESCRIPTION	GENERAL
PACKAGETYPE	GENERAL
PEFC	ENVIRONMENTAL
PHARMA_PACKAGE_INFO	PHARMACEUTICAL
PROTEINFREE	NUTRITION
PROTEINREDUCED	NUTRITION
PVC_FREE_MEDICAL_SUPPLY	MEDICAL SUPPLY
PVC_FTALA_FREE	MEDICAL SUPPLY
PVC_FTALA_PRESENT	MEDICAL SUPPLY
PVC_FTALA_UNSPECIFIED	MEDICAL SUPPLY
RAINFOREST_CERTIFIED	ENVIRONMENTAL
SFTI_CONTRACTTYPE	PHARMACEUTICAL
SFTI_DRUG_DOSAGE_FORM	PHARMACEUTICAL
SFTI_DRUG_INNER_PACKAGING	PHARMACEUTICAL
SFTI_DRUG_PACK_MULTIPLE_1	PHARMACEUTICAL
SFTI_DRUG_PACK_MULTIPLE_2	PHARMACEUTICAL
SFTI_DRUG_QTY_SMALLEST_UNIT	PHARMACEUTICAL
SFTI_DRUG_STRENGTH_DESC	PHARMACEUTICAL
SFTI_PHARMA_INTRESSENT	PHARMACEUTICAL
SFTI_PRODUCED_ONDEMAND	PHARMACEUTICAL
SLV_BRESTMILK_REPLACEMENT	NUTRITION
SLV_DIETADDITION	NUTRITION
SLV_DIET_450_800	NUTRITION
SLV_DIET_800_1200	NUTRITION
SLV_SONDKOST	NUTRITION
SOYFREE	NUTRITION
SSCC	GENERAL

CATALOGUE

XML V6 Implementation

Document ID
CATALOGUE

Version

1.0.3

Date
2020-05-27

Page

Page 19 of 16



STERILE_MEDICAL_SUPPLY	MEDICAL SUPPLY
SUGARFREE	NUTRITION
SUGARNOTADDED	NUTRITION
SVANEN	ENVIRONMENTAL
SVENSK_SIGILL	ENVIRONMENTAL
TCO_CERTIFIED	ENVIRONMENTAL
UNCERTAIN_DELIVERY	GENERAL
UNSWEETENED	NUTRITION
VERY_LOW_GLUTEN	NUTRITION